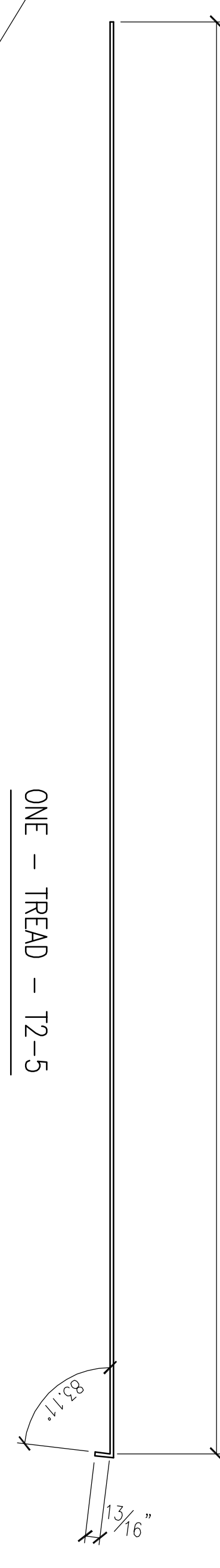
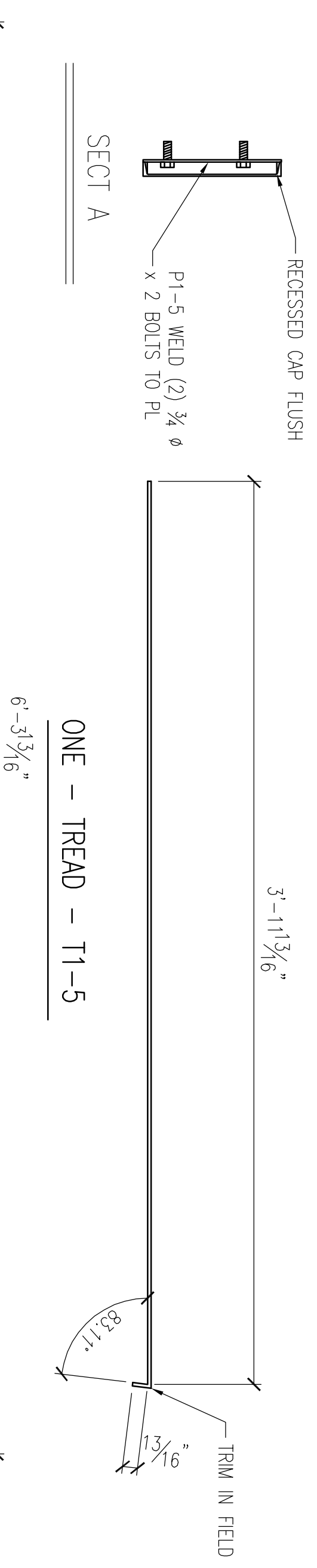
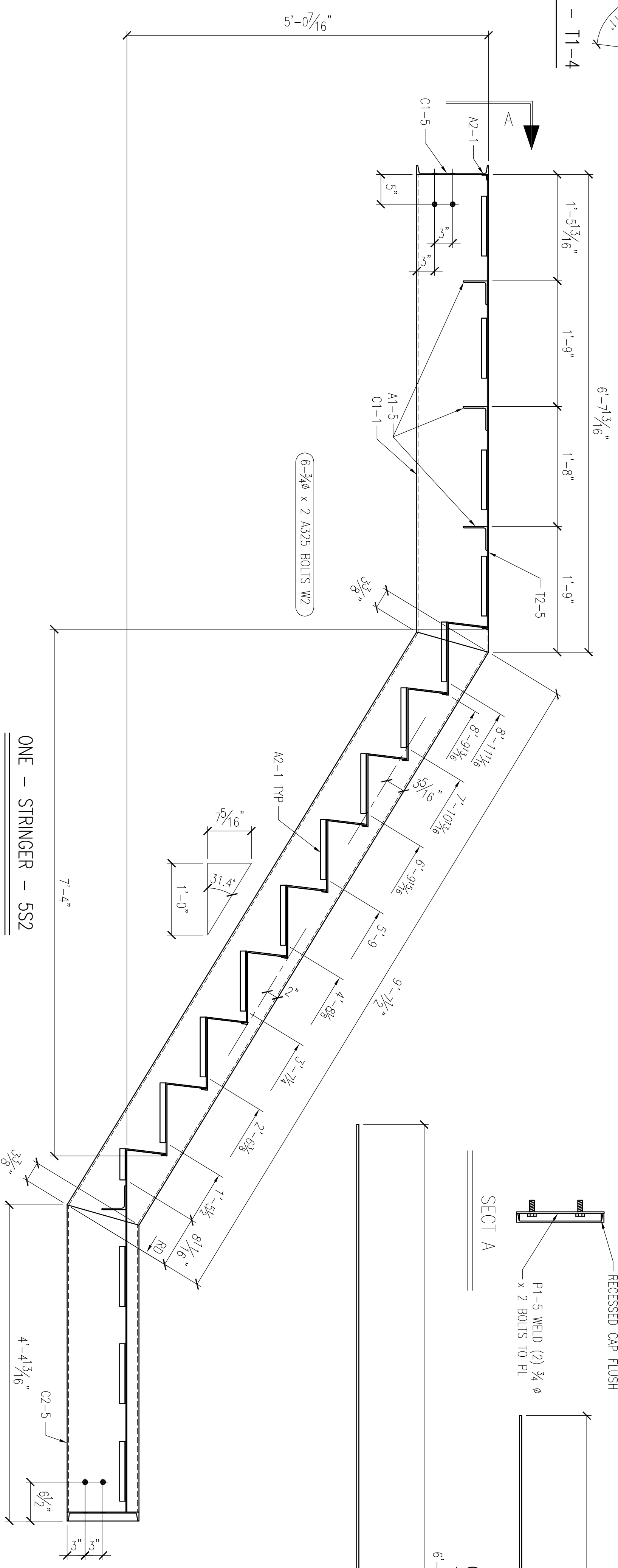
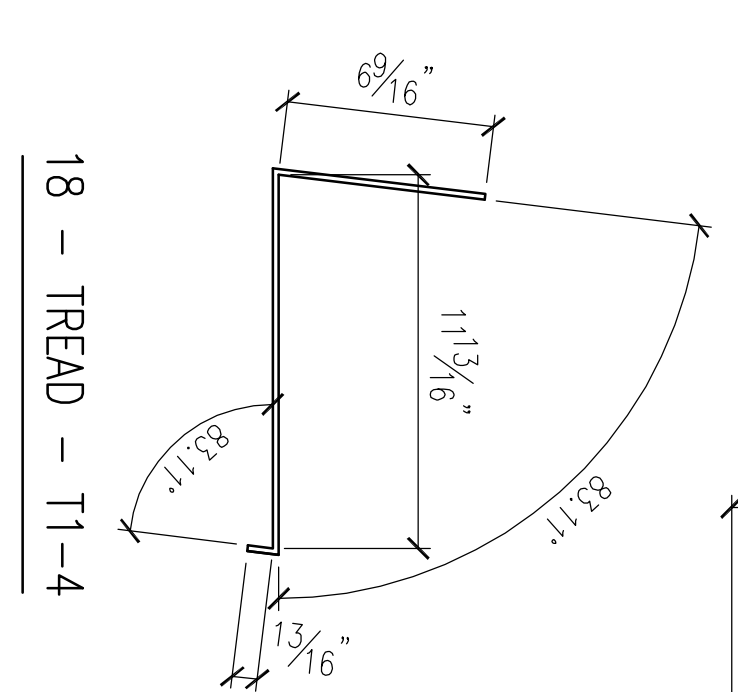
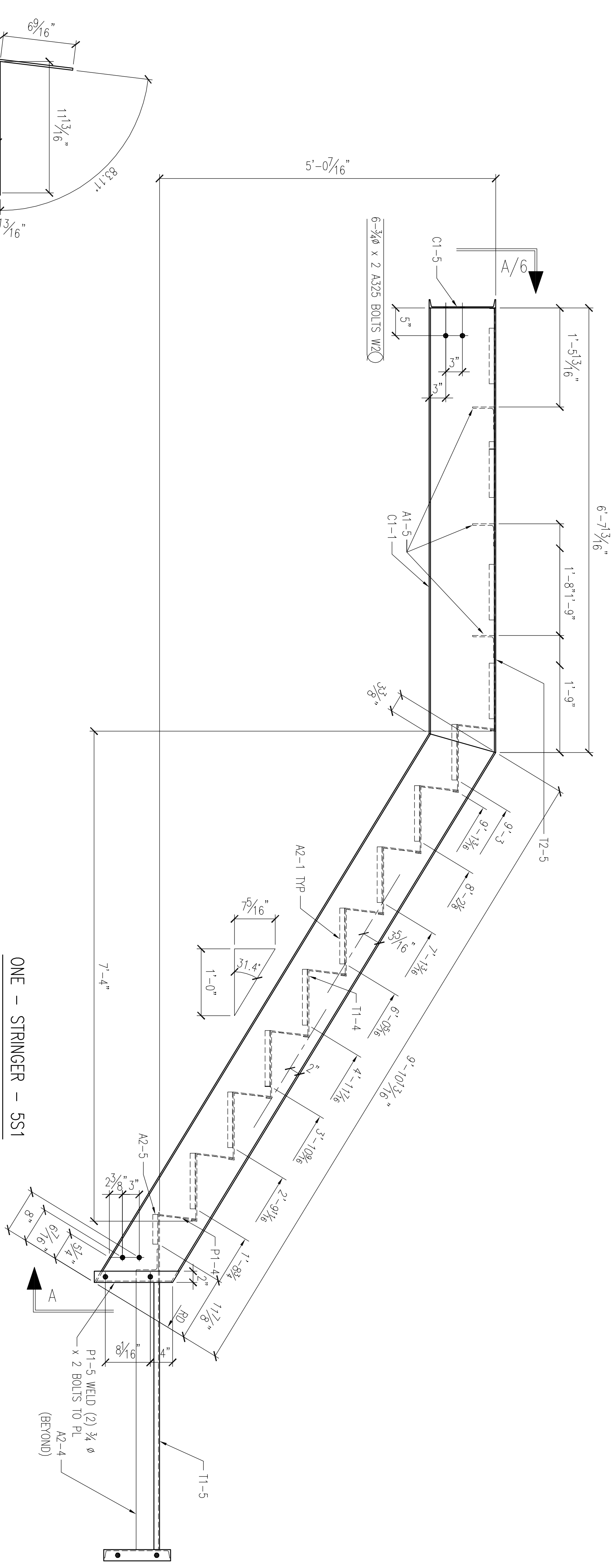


ITEM	MARK	ASSEMBLY MARK	COUNT	DESCRIPTION	LENGTH	REMARKS
1	551		ONE	C12x10.6	9'-10 <sup>3</sup> / <sub>16</sub> "	
2		C1-1	ONE	C12x10.6	6'-7 <sup>3</sup> / <sub>16</sub> "	
3		A1-5	3	L4x4x <sup>1</sup> / <sub>2</sub> "	4'-0"	
4		A2-1	15	L1x1 <sup>1</sup> / <sub>2</sub> "	0'-10"	
5		A2-5	ONE	L1x1 <sup>1</sup> / <sub>2</sub> "	0'-5 <sup>1</sup> / <sub>2</sub> "	
6		P1-4	ONE	PL <sup>3</sup> / <sub>8</sub> " x 6 <sup>3</sup> / <sub>8</sub> " DECK PLATE	4'-0"	
7		P1-5	ONE	PL <sup>1</sup> / <sub>2</sub> " x 2	1'-3 <sup>1</sup> / <sub>2</sub> "	
8		T1-4	8	PL <sup>3</sup> / <sub>8</sub> " x 19 <sup>1</sup> / <sub>2</sub> " DECK PLATE	4'-0"	
9		T1-5	ONE	PL <sup>3</sup> / <sub>8</sub> " x 4'-0" DECK PLATE	5'-0 <sup>1</sup> / <sub>2</sub> "	
10		T2-5	ONE	PL <sup>3</sup> / <sub>8</sub> " x 4'-0" DECK PLATE	6'-4 <sup>1</sup> / <sub>2</sub> "	
11						
12						
13		552	ONE	C12x10.6	9'-7 <sup>1</sup> / <sub>2</sub> "	
14		C1-1	ONE	C12x10.6	6'-7 <sup>3</sup> / <sub>16</sub> "	
15		C1-5	ONE	C12x10.6	4'-3"	
16		C2-5	ONE	C12x10.6	4'-4 <sup>3</sup> / <sub>16</sub> "	
17		A2-1	15	L1x1 <sup>1</sup> / <sub>2</sub> "	0'-10"	
18						
19						
20						
21						
22						
23						
24						
25						
26						
27						
28						
29						
30						
31						
32						



**NOTE:**  
VERIFY ALL DIMENSIONS, CONDITIONS & QUANTITIES.  
THE INTENT OF THESE DRAWINGS IS TO GENERAL OVERVIEW OF THE DESIGN AS IT RELATES TO THE STEEL COMPONENTS OF THE PROJECT. THE GENERAL CONTRACTOR AND ARCHITECT BIDDERS ARE RESPONSIBLE FOR PROVIDING ALL DETAILS, MATERIALS AND METHODS TO BE USED. THE CONTRACTOR SHALL BE RESPONSIBLE FOR THE PROTECTION OF ALL EXISTING UTILITIES AND STRUCTURES. THE CONTRACTOR SHALL BE RESPONSIBLE FOR THE PROTECTION OF ALL EXISTING UTILITIES AND STRUCTURES. THE CONTRACTOR SHALL BE RESPONSIBLE FOR THE PROTECTION OF ALL EXISTING UTILITIES AND STRUCTURES.

**NOTE:**  
MATERIALS WILL BE PLACED AS SHOWN ON THIS DRAWING. CHECK CHANGES FOR CORRECTIVE WORK OR STOP WORK. MATERIALS WILL NOT BE ACCEPTED UNLESS EXPRESSLY AUTHORIZED BY NICKS WELDING & FABRICATING, INC. IN WRITING BEFORE ANY SUCH CHANGES ARE MADE.

**NOTE: WELD SIM TO SHEET 1**

MATERIAL SPEC. UN.		REVISIONS		JOB NAME	
W/SHAPES	A992	DATE:		CONTRACTOR:	
CHANNELS	A36	DATE:		ENGINEER:	
ANGLES	A36	DATE:		DESIGNED BY:	
RECT. S/S HB'S	A500C				
ROUND HB'S	A500C				
PIPE	A538				
PLATES	A36				
BMS	A36				
FINISH:	1 GREY SPOT COAT U.A.O.				
ROLLS:	1/2 GAL. U.O.				

**SHEET DESCRIPTION: STAIR**

**NICKS WELDING & FABRICATING, INC.**  
 18047 PROSPECT RD. HILTON, WI 54635  
 PH: (715) 563-2200 FAX: (715) 563-2201

JOB No.:  
223  
SHEET No.:  
5